


Travel to School Guide



**Kent Community
Rail Partnership**



Welcome travellers...

Do you want to travel to school by.....

Bike



Walking




Train



Bus

Here's Why...

**Keeps you
Healthy**



**Great for the
Environment**

**Safer around
Schools**



Keeping Safe Checklist



- ✓ Safer Routes
- ✓ Plan your route
- ✓ Try out your route
- ✓ Buddy up
- ✓ Well lit
- ✓ Well used
- ✓ Use crossings
- ✓ Money for emergencies
- ✓ Watch for traffic

- ✓ Helmet
- ✓ Bike lock
- ✓ Road worthy
- ✓ Use bike storage
- ✓ Lights in winter



Mobile Phone



- ✓ Charged.
- ✓ Credit.
- ✓ Out of view.
- ✓ 101 for police – non emergency.
- ✓ 999 for emergency.
- ✓ Add British Transport Police text no.61016 in case of feeling unsafe on train or at railway station.
- ✓ Put 'ICE'- 'In Case of Emergency' on phone so that someone else could ring if you were in trouble or had lost your phone.

You can set this up on some phones:
in contacts>groups.

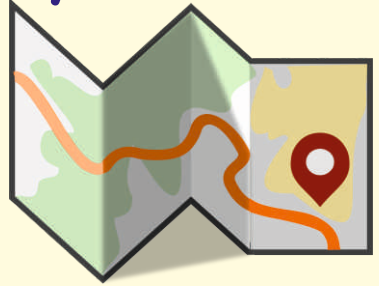
Don't

- ✗ Walk n Text
- ✗ Wear headphones & walk




Planning your Journey

For Maps and Transport
www.kentconnected.org
www.traveline.info/
www.google.co.uk/maps



For Buses

www.11-19travel.info
www.stagecoachbus.com
www.arrivabus.co.uk
www.nu-venture.co.uk



For Trains

www.nationalrail.co.uk
www.southeasternrailway.co.uk



For Cycling

www.cyclestreets.net/

www.sustrans.org.uk

www.explorekent.org/cycling/



For Car Sharing

www.liftshare.com/uk/community/kent

Travel Passes

If you live more than 3 miles from your nearest appropriate school you can claim FREE transport to that school.

For Kent:

homeschooltransport@kent.gov.uk

For Medway:

www.medway.gov.uk/gettingtoschool

If you live in Kent you can apply for a Young Persons travel pass for 11- 16 year olds:

www.kent.gov.uk/roads-and-travel

[/school-transport/young-persons-travel-pass](http://www.kent.gov.uk/roads-and-travel/school-transport/young-persons-travel-pass)

If you live in Medway you can apply for a Medway Youth Pass, which allows under 16 year olds to travel at half the adult fare when travelling on any local bus service.

Application forms are available from Contact Points or Council community hubs.



About Us

The Kent Community Rail Partnership is a charity that puts life into two local railway lines in Kent.

We help local people look after stations along the Medway Valley Line, Strood to Tonbridge and the Swale Rail Line, Sittingbourne to Sheerness on Sea.

Contact Us

If you require further information, please contact:
Engagement Officer

kentcrp@sustrans.org.uk

www.kentcrp.org.uk

